

S U P P L Y I N G C L E A N A I R T O I N D U S T R Y


MODEL M32 R&L

Media Air Cleaner

FEATURING THE NEW EXTENDED SERVICE FILTER



The new M32 from Air Quality Engineering, Inc. is a self-contained media air cleaning system designed for general background or ducted for source capture applications. The M32 includes the new E.S.F. MicroGlass Filter for long filter life and high efficiencies to effectively remove smoke, mist, dust and other airborne contaminants at a rate of up to 1500 CFM.



**AIR QUALITY
ENGINEERING**

Manufacturer and Worldwide Distributor of Air Cleaning Systems for Over 25 Years

M32 R&L FEATURES & SPECIFICATIONS

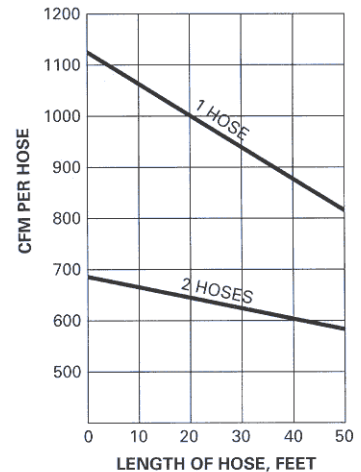
- DIMENSIONS:** 27 1/2" H x 14 1/2" W x 44" L
WEIGHT: 185 lbs. installed
 220 lbs. shipping weight
CABINET: 16 gauge welded steel cabinet with a baked enamel, textured coated finish.
POWER INPUT: 110 - 120 Vac, 60 hz, 1 phase, 12 amps
 208-240 Vac, 60 hz, 1 phase, 6 amps
PRIMARY FILTER: Construction: Rigid V-Bank configuration
 Element: Mini-pleated microglass fiber.
 Dimensions: 11 1/2" x 23 3/4" x 11 1/2"
 Collection Area: 100 sq. ft.

AIRFLOW/EFFICIENCY:

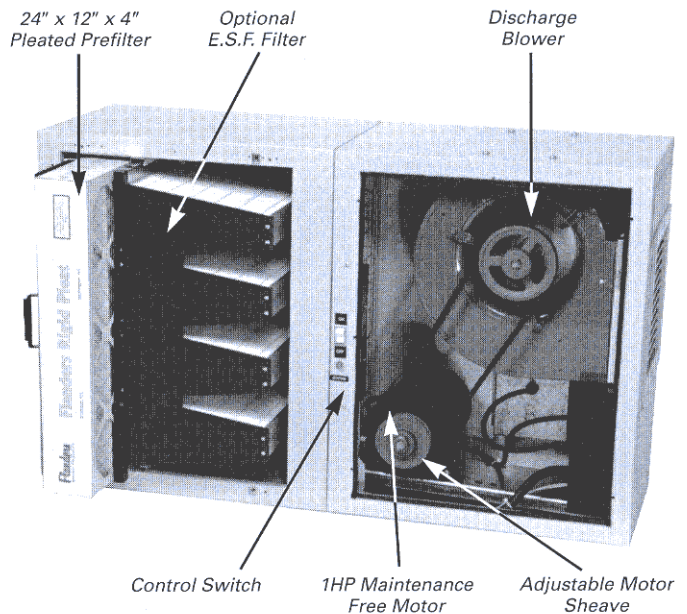

Extended Service Filter PN	ASHRAE 52.1992 Filter Efficiency	CFM = Cubic Feet Per Minute	
		1 HP	WG
41136	95-98%	1155 CFM	1.2
41137	85-90%	1275 CFM	1.0
41138	65-70%	1300 CFM	.95

- AMBIENT TEMPERATURE:** 175° maximum.
MOUNTING: Standing or hanging cabinet with horizontal airflow. Ceiling mount brackets – standard.
PREFILTER: 30-35% efficiency, pleated 12" x 24" x 4". Filter media is a cotton and synthetic blend. Total prefilter media area is 15 sq. ft.
MOTOR: 1 HP sealed ball bearings and thermally protected. Adjustable motor sheave allows for field adjustments to the rated air flow.
BLOWER: Forward curved, ball bearing, belt driven centrifugal blower. This blower is capable of moving 2250 cfm free air.
INSTRUMENTATION: **Dirty Filter Gage** – Factory installed pressure gage designed to determine filter replacement cycle.
Indicator Light – Light indicates that the blower motor is energized properly.
FILTER ACCESS: Side load track system with hinged access door.
SOUND LEVELS: 72 dBA at 9', 70 dBA at 12'.

M32R WITH 95% MAIN FILTER



M32L SHOWN WITH OPTIONAL PLENUM




ADDITIONAL FEATURES:

- Primary Filter: Extended service filter with 100 sq. ft. of media.
- 36 month parts warranty.
- One HP maintenance-free motor.
- Dirty filter gage.
- 35% efficient 4" pleated prefilter.
- 10' power cord with molded plug.

OPTIONAL EQUIPMENT:

- Impinger assembly for mist applications.
- Plenum, ducting and hood accessories.
- 2 HP motor upgrade.
- 95% DOP primary filter.
- 65% ASHREA prefilter.



AIR QUALITY ENGINEERING

AIR QUALITY ENGINEERING, INC.
 7140 Northland Drive North
 Minneapolis, MN 55428-1520
 (800) 328-0787 • Fax: (763) 531-9900
 aqe@isd.net • www.air-quality-eng.com