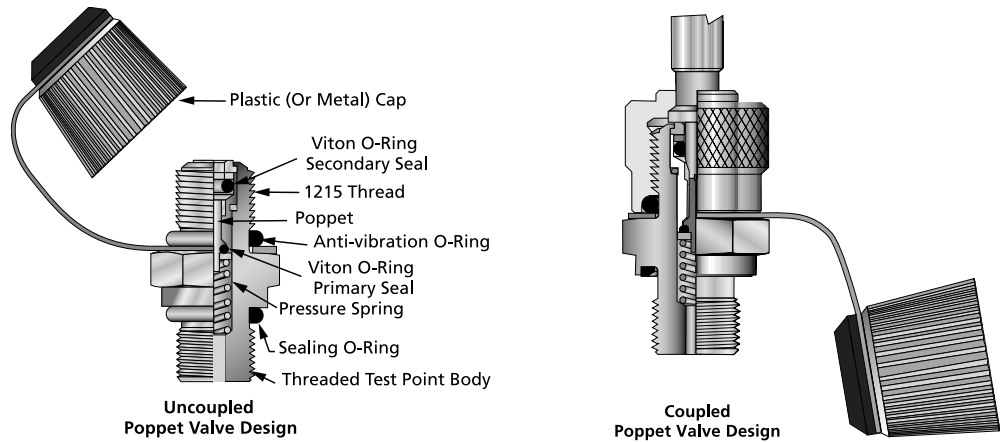


Schroeder Check® Test Point System

Test Points



Description

Schroeder Check® test points provide a fast, easy, and safe way to test pressures up to 10,000 psi (680 bar) in hydraulic or pneumatic systems under operation. They are available in both 1215 (M12 x 1.5 reverse buttress) and 1620 (M16 x 2.0) connection threads with a variety of screw-in port threads. The standard poppet style shown above features a primary seal and a secondary seal, both Viton®, providing for absolute sealing of fluid or gaseous media. This design allows connection by hand at pressures up to 10,000 psi (680 bar) without any loss of fluid. Plastic caps are standard on 1215 test points, while metal caps with anti-vibration O-rings are standard on 1620 test points.

In addition to functioning as a secure access point for checking pressure, they can also effectively be used to obtain oil samples for subsequent testing or to bleed air from a hydraulic system. Schroeder Check® test points can be used in conjunction with the gauge adapters, pressure gauges, Microflex hoses and pressure gauge test kits on the following pages.

Features

- No Mess
No-leak design means sealing is complete before connection is made to hydraulic system.
- No Tools
Simply hand tighten gauge, transducer or hose adapter onto Schroeder Check test points under full pressure to 10,000 psi (680 bar).
- No Contamination
Proper use of test points eliminates the introduction of contaminants into a hydraulic system.


Applications

- Fluid sampling
- Air bleeding
- Accumulator charging
- Connection for diagnostic products

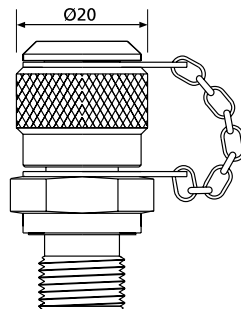
Specifications

Maximum Working Pressure:	10,000 psi (680 bar)
Materials:	Standard Body: S12L14 AS 1442 (AISI-SAE composition)
	Metal Cap: S12L14 AS 1442 (AISI-SAE composition)
	Poppet: S12L14 AS 1442 (AISI-SAE composition)
	Secondary Seal: Viton
	Ball: Hard Chrome
	Seat: Stainless Steel 316
Operating Temperature Range:	-22°F to +275°F (-30°C to +135°C)
Optional materials include stainless steel body and stainless steel poppet.	

Schroeder Check® Test Point System



Test Point with plastic cap



Test Point with metal cap

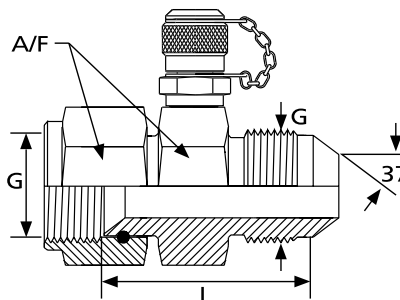
G Thread	Sealing System	Part Number
1/8" NPT	Thread	SP1215NPT18VP SP1620NPT18VM
1/4" NPT	Thread	SP1215NPT14VP SP1215NPT14VSSM SP1620NPT14VM
5/16"-24 UNF	Viton O-Ring	SP1215UN516VP SP1215UN716VM
7/16"-20 UNF	Viton O-Ring	SP1215UN716VP SP1620UN716VM SP1215UN716VSSM
9/16"-18 UNF	Viton O-Ring	SP1215UN916VP SP1620UN916VM
1/8" BSPP	WD Seal NBR	SP1620G18WDM
1/4" BSPP	WD Seal NBR	SP1215G14WDP SP1620G14WDM
7/16" JIC	Viton Seal	SP1215JIC716FP
9/16" JIC	Viton Seal	SP1215JIC916FP

SP = Test point with poppet valve; SS = Stainless Steel; P = Plastic Cap; M = Metal Cap; FP = Female Poppet

All Test Points have Viton seals

Preferred order codes designate shorter lead times and faster delivery.

JIC according to SAE J514.
Male/female threads of the same size.



G Thread	Tube/Pipe dia	ΔP (max) psi (bar)	L in (mm)	A/F in (mm)	Part Number
7/16"-20 UNF	1/4"	4500 (315)	1.38 (35)	.51 (13)	SP1215L04JICP SP1620L04JICM
9/16"-18 UNF	3/8"	4500 (315)	1.38 (35)	.63 (16)	SP1215L06JICP SP1620L06JICM
3/4"-16 UNF	1/2"	4500 (315)	1.50 (38)	.83 (21)	SP1215L08JICVP SP1620L08JICM
1-1/16"-12 UNF	3/4"	4500 (315)	1.89 (48)	1.06 (27)	SP1215L12JICVP SP1620L12JICM
1-5/16"-12 UNF	1"	4500 (315)	1.97 (50)	1.38 (35)	SP1215L16JICP SP1620L16JICM

Preferred order codes designate shorter lead times and faster delivery.

JIC Male/Female In-Line Test Points

TCM
TCM-FC
TMU
SMART® Kit
TPM
TIM
CTU
TWS-C
ET-100-6
HMG 3000
EWC
EPK
HTB
GS
Trouble Check Plus

Test Points

Adapters
Hose Joiners
Microflex Hose
Pressure Limiters
Pressure Gauges
Test Kits
Probalizer
AFM
MSS, MDS
MFS, MFD
AMS, AMD
KSS, KSD
KLS, KLD
AKS, AKD
KLC
X Series
HFS
MTS
SVD
Appendix

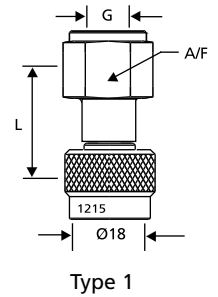
Schroeder Check® Test Point System

Direct Gauge Adapters

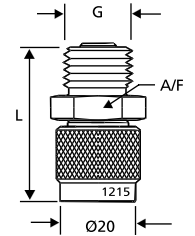
There is no internal check valve in these parts. They are used to connect gauges and pressure transducers directly onto test points without use of Schroeder Microflex hose.

G Thread	Type	ΔP (max) psi (bar)	L in (mm)	A/F in (mm)	Part Number
1/4" NPT	1	10,000 (680)	0.83 (21)	0.75 (19)	S1215DCNPT14 S1215DCNPT14SS S1620DCNPT14
1/4" BSPP	1	10,000 (680)	0.83 (21)	0.75 (19)	S1215DCG14CU S1620DCG14CU
7/16" UNF	1	10,000 (680)	0.83 (21)	0.75 (19)	S1215DCUN716 S1620DCUN716
1/4" NPT	2	10,000 (680)	0.83 (21)	0.75 (19)	S1215DCMNPT14

Preferred order codes designate shorter lead times and faster delivery.



Type 1



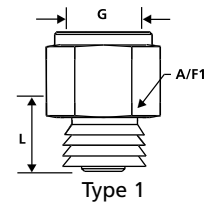
Type 2

Gauge to Hose Adapters

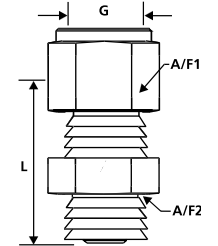
There is no internal check valve in this arrangement. Type 1 is for direct connection of gauge to hose. Type 2 is for bulkhead connection of gauge to hose with bulkhead mounting.

G Thread	Type	Gauge Seal	L in (mm)	A/F1 in (mm)	A/F2 in (mm)	Part Number
1/4" NPT	1	Thread	1.34 (34)	0.75 (19)	—	S1215GANPT14 S1620GANPT14
1/4" NPT	2	Thread	1.85 (47)	0.75 (19)	0.75 (19)	S1215GBNPT14

Preferred order codes designate shorter lead times and faster delivery.



Type 1



Type 2

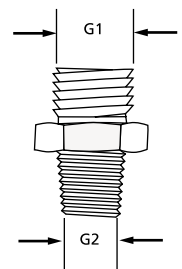
Change-Over Adapters

There is no internal check valve in this arrangement.

G1 Thread	G2 Thread	Part Number
M12 x 1.5	1/8" NPT Male	S1215NPT18P
M12 x 1.5	1/4" NPT Male	S1215NPT14
M12 x 1.5	1/4" NPT Male	S1215NPT14P

P = Plastic Cap

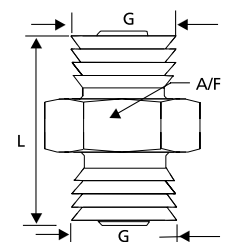
Preferred order codes designate shorter lead times and faster delivery.



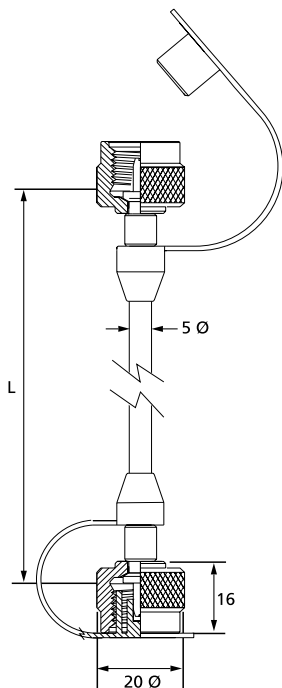
Hose Joiners

G Thread	ΔP (max) psi (bar)	L in (mm)	A/F in (mm)	Part Number
System 1215	10,000 (680)	1.54 (39)	0.55 (14)	SJ1215
System 1620	10,000 (680)	1.54 (39)	0.55 (14)	SJ1620

Preferred order codes designate shorter lead times and faster delivery.



Schroeder Check® Test Point System



Perforated polyamide / kevlar hose, 2 mm ID, 5 mm OD, plastic dust cap.

L in (mm)	ΔP (max) psi (bar)	Part Number
6 (200)	10,000 (680)	SM2-1215-006 SM2-1620-006
12 (300)	10,000 (680)	SM2-1215-012 SM2-1620-012
24 (400)	10,000 (680)	SM2-1215-024 SM2-1620-024
36 (500)	10,000 (680)	SM2-1215-036 SM2-1620-036
48 (630)	10,000 (680)	SM2-1215-048 SM2-1620-048
72 (800)	10,000 (680)	SM2-1215-072 SM2-1620-072
96 (1000)	10,000 (680)	SM2-1215-096 SM2-1620-096

Other lengths available on request.

Preferred order codes designate shorter lead times and faster delivery.

Stainless steel hose ends available. Insert "SS" after middle four digits.
Example: SM2-1215SS-006. Other hose ends available include:

Hose End	Description
NTP18	1/8 NPT (Male) Hose End
NPT14	1/4 NPT (Male) Hose End
NPFS14	1/4 NPT (Female Swivel) Hose End
J716	7/16 UNF (Male) Hose End
JFS716	7/16 UNF (Female Swivel) Hose End
J916	9/16 UNF (Male) Hose End

Microflex™ Hoses

TCM
TCM-FC
TMU
SMART® Kit
TPM
TIM
CTU
TWS-C
ET-100-6
HMG 3000
EWC
EPK
HTB
GS

Trouble
Check Plus

Test Points

Adapters

**Hose
Joiners**

**Microflex
Hose**

**Pressure
Limiters**

Adjustable Pressure Limiters

Pressure
Gauges

Test Kits

Probalizer

AFM

MSS, MDS
MFS, MFD

AMS, AMD

KSS, KSD
KLS, KLD

AKS, AKD

KLC

X Series

HFS

MTS

SVD

Appendix

The Schroeder Pressure Limiter is engineered to protect your pressure sensitive components and equipment from system shocks and spikes. This high speed valve is ideal for protecting pressure gauges, pressure switches, transducers, and any pressure sensitive component or system. Preset at the factory, the Schroeder Pressure Limiter is supplied in any of six standard ranges.

Standard seals are Viton with other sealing materials available on request.

Housing is aluminum, other parts are zinc-plated steel.

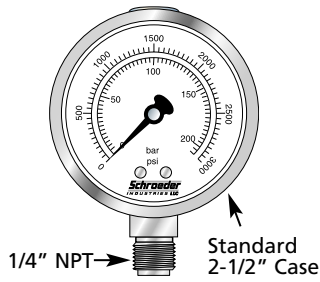
Gauge Connector is 1/4" NPT Female.

Part Number	Adjustable Range
U1200-01-01	75 to 150 psi (5.2 to 10.4 bar)
U1200-01-02	150 to 350 psi (10.4 to 24.1 bar)
U1200-01-03	350 to 1000 psi (24.1 to 69.0 bar)
U1200-01-04	1000 to 1500 psi (69.0 to 103.0 bar)
U1200-01-05	1500 to 3600 psi (103.0 to 248.0 bar)
U1200-01-06	3600 to 6000 psi (248.0 to 414.0 bar)

Note: All units shipped will be preset at the minimum pressure of its range, unless otherwise specified at time of purchase.

Schroeder Check® Test Point System

Pressure Gauges



With the Schroeder Check System, one top quality gauge can do the work previously done by many. Compromising on low cost, short life gauges with questionable accuracy is no longer necessary. A series of precision instruments, Schroeder gauges are fluid filled with full scale accuracy of $\pm 1.5\%$ (or better). Dual scale dial has a non-reflective white background and a high contrast matte black pointer. Cases and connections are stainless steel, internals are brass. Ideal for most liquids and gases under pressure or vacuum where contact with the liquid filling would not be hazardous. For additional applications, information, and pressure ranges, please consult factory.

Part Number	Pressure	Order Code <i>(needed for test kits below)</i>
U401-30/100-01*	30 in Hg VAC to 100 psi (6.9 bar)	0
U401-100-01	0 to 100 psi (6.9 bar)	1
U401-200-01	0 to 200 psi (13.8 bar)	2
U401-600-01	0 to 600 psi (41.2 bar)	6
U401-1000-01	0 to 1000 psi (70.0 bar)	10
U401-1500-01	0 to 1500 psi (103.0 bar)	15
U401-3000-01*	0 to 3000 psi (207.0 bar)	30
U401-5000-01	0 to 5000 psi (345.0 bar)	50
U401-6000-01*	0 to 6000 psi (414.0 bar)	60
U401-10000-01	0 to 10000 psi (689.0 bar)	100

*Also available is U400-XXX-01 gauge, identical to U401 except with stainless steel internals.

Preferred order codes designate shorter lead times and faster delivery.

Schroeder Pressure Test Kits



- Schroeder Pressure Test Kits are available in four configurations as shown below. Highest quality components were selected for versatility and long service life. Contents of each kit are listed below.
- The optional gauge range should be specified using the order code shown above.
For example: UB102-1-2 specifies one (1) 100 psi gauge and one (1) 200 psi

Part Number	UB101-(*)	UB102-(*)-(*)	UB103-(*)-(*)-(*)	UB106-(*)-(*)-(*)-(*)-(*)-(*)
	1 U401 Gauge (*)	2 U401 Gauges (*)-(*)	3 U401 Gauges (*)-(*)-(*)	6 U401 Gauges (*)-(*)-(*)-(*)-(*)-(*)
	1 Microflex Hose 36"	2 Microflex Hoses 36"/72"	3 Microflex Hoses 12"/36"/72"	6 Microflex Hoses, 2x12"/2x36"/2x72"
	1 Hose Joiner	1 Hose Joiner	1 Hose Joiner	3 Hose Joiners
	1 (Hose) Gauge Adapter	1 (Hose) Gauge Adapter	1 (Hose) Gauge Adapter	3 (Hose) Gauge Adapters
	1 Direct Gauge Adapter	1 Direct Gauge Adapter	1 Direct Gauge Adapter	3 Direct Gauge Adapters
	3 Schroeder Check Test Points: 1 ea. 1/4" NPT 1 ea. 7/16" UNF 1 ea. 9/16" UNF	6 Schroeder Check Test Points: 2 ea. 1/4" NPT 2 ea. 7/16" UNF 2 ea. 9/16" UNF	6 Schroeder Check Test Points: 2 ea. 1/4" NPT 2 ea. 7/16" UNF 2 ea. 9/16" UNF	12 Schroeder Check Test Points: 4 ea. 1/4" NPT 4 ea. 7/16" UNF 4 ea. 9/16" UNF

Pressure test kits are also available with U400 all stainless steel gauges. Part numbers are U101-(*), U102-(*)-(*)...etc.

Schroeder Custom Test Kits



Custom Test Kits are designed for many special requirements. Utilizing components from Schroeder gauge and pressure test kits, these boxes are constructed for reliability and precision.

For additional information on custom test kits, please consult factory.